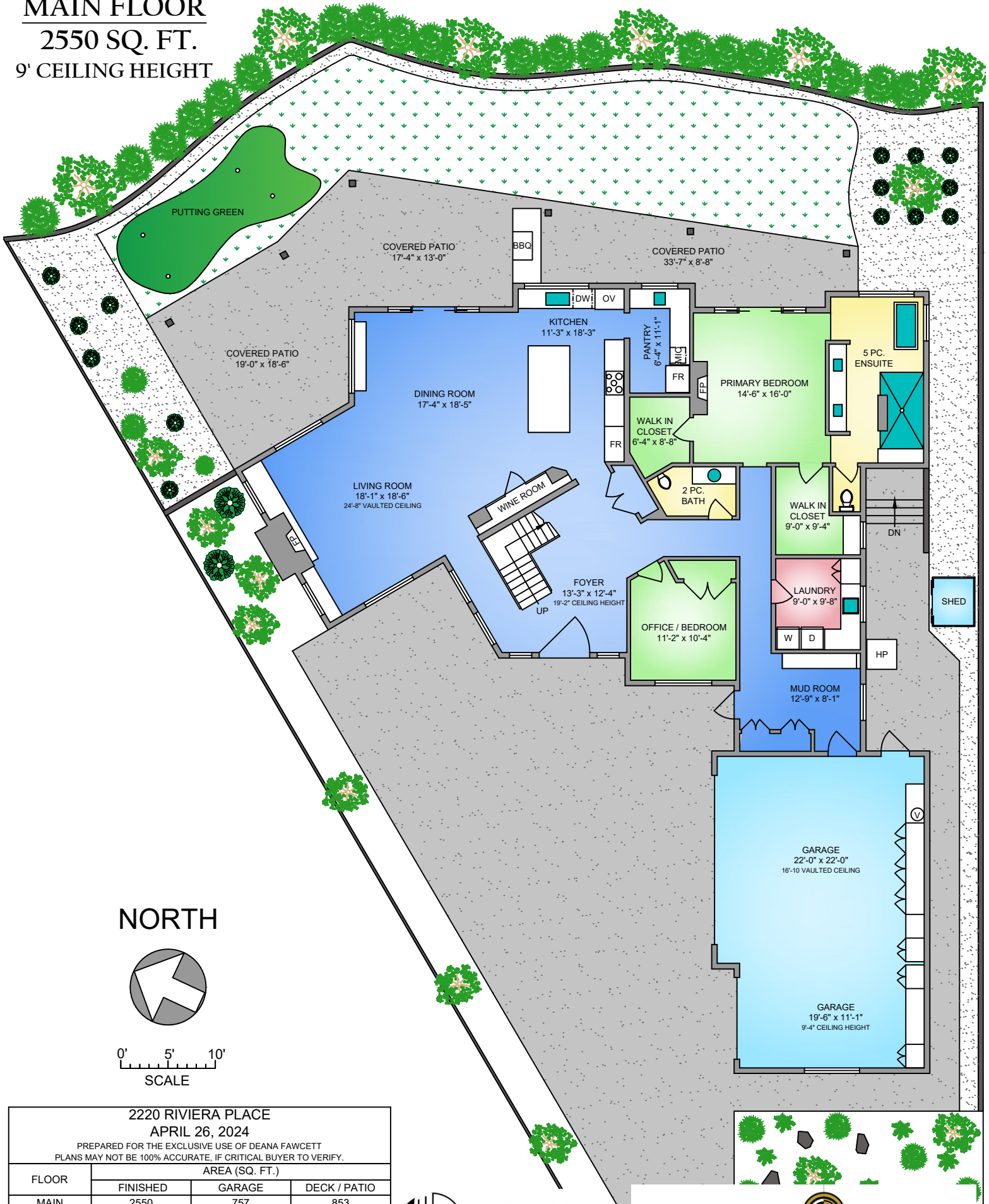


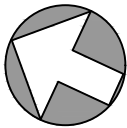
MAIN FLOOR

2550 SQ. FT.

9' CEILING HEIGHT



NORTH



0' 5' 10'
SCALE

2220 RIVIERA PLACE APRIL 26, 2024 PREPARED FOR THE EXCLUSIVE USE OF DEANA FAWCETT PLANS MAY NOT BE 100% ACCURATE. IF CRITICAL BUYER TO VERIFY.			
FLOOR	AREA (SQ. FT.)		
	FINISHED	GARAGE	DECK / PATIO
MAIN	2550	757	853
UPPER	1115	-	-
TOTAL	3665	757	853

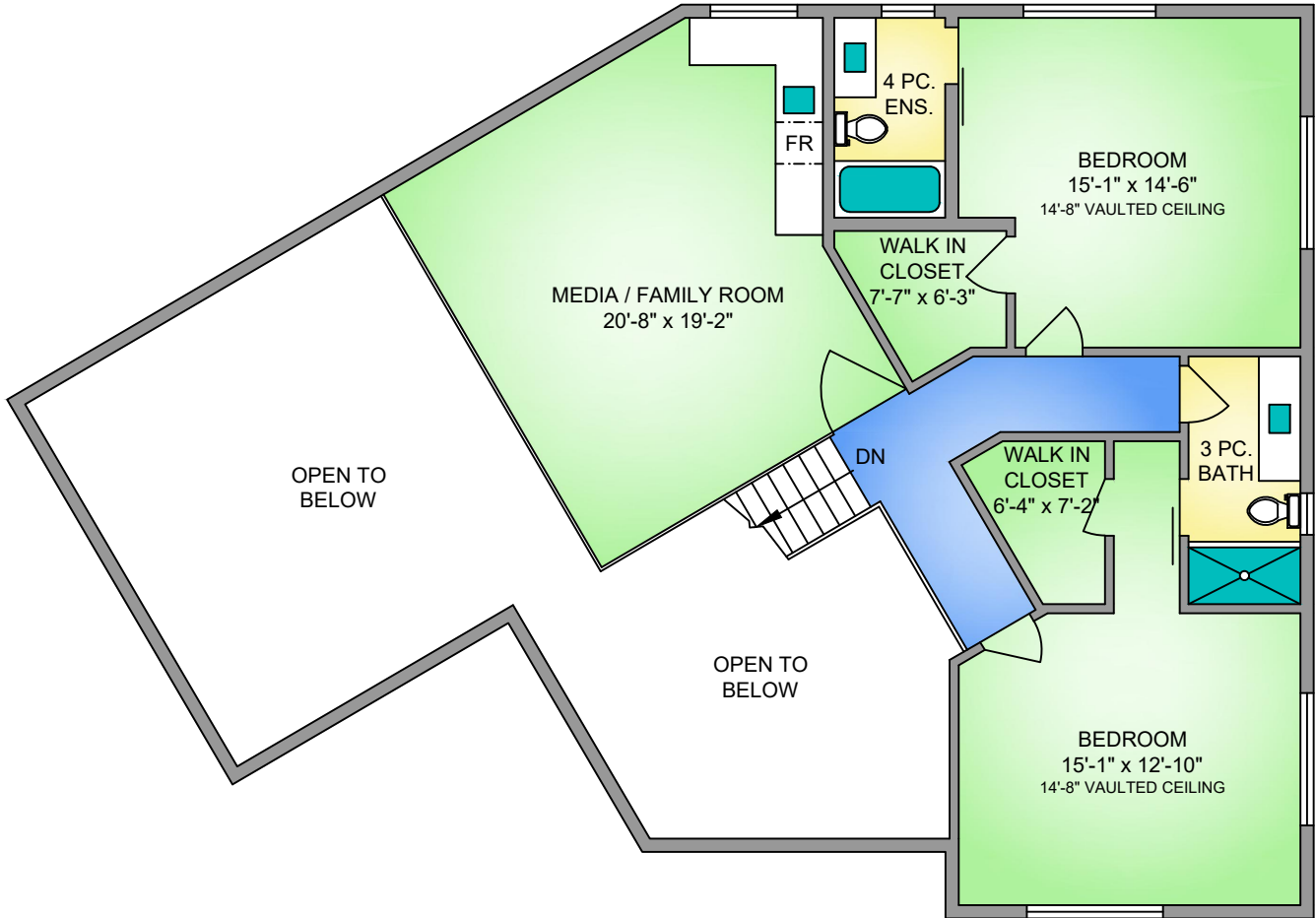


DIVINE
Property Group
Deana Fawcett & Associates



250-884-9753
matt@propermeasure.com
www.propermeasure.com

UPPER FLOOR
1115 SQ. FT.
9' CEILING HEIGHT

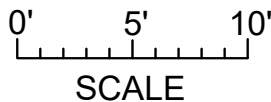
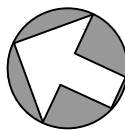


DIVINE
 Property Group
 Deana Fawcett & Associates



250-884-9753
 matt@propermeasure.com
 www.propermeasure.com

NORTH



2220 RIVIERA PLACE			
APRIL 26, 2024			
PREPARED FOR THE EXCLUSIVE USE OF DEANA FAWCETT			
PLANS MAY NOT BE 100% ACCURATE, IF CRITICAL BUYER TO VERIFY.			
FLOOR	AREA (SQ. FT.)		
	FINISHED	GARAGE	DECK / PATIO
MAIN	2550	757	853
UPPER	1115	-	-
TOTAL	3665	757	853